

# The TPEL Honor Roll

SPECIAL PULL-OUT SECTION

## THE IMPORTANCE OF TPEL

This special section honors all active and retired UTU members and others who have contributed or pledged to contribute \$300 or more per year to the union's TRANSPORTATION POLITICAL EDUCATION LEAGUE (TPEL).

The list was generated using the figures contained in audited local treasurers' billing statements and other records.

UTU members need good government and sympathetic lawmakers because, more than most workers, their jobs, pensions and futures are more directly affected by the actions of state and national lawmakers.

When such important issues as funding for Railroad Retirement, Amtrak and mass transit systems are voted upon in Washington and in your state capitol, it's best to have knowledgeable and understanding legislators casting those votes, and that is what TPEL helps accomplish.

That is what makes the union's TPEL fund, and its supporters, so vital.

The best way to help elect representatives that understand the concerns of UTU mem-

---

TPEL is the third  
largest transportation  
PAC in the nation.

---

bers is by contributing to TPEL. The best way to have a voice in matters that affect your job, finances and family is by contributing to TPEL.

TPEL contributions can be started or increased at any time, and they can be deducted automatically from your paycheck. Contributions also can be made on a one-time basis.

One half of the contribution is used within the donor's local's state; the other half for candidates running for national office.

Members contributing \$1,200 or more per year to TPEL are eligible for membership in the PLATINUM CLUB; those contributing \$600 or more per year are members of the DOUBLE DIAMOND CLUB; contributors of \$400 or more

per year belong to the DIAMOND PLUS CLUB; those who donate between \$365 and \$399 per year belong to the DOLLAR-A-DAY CLUB; those contributing \$300 or more per year are eligible for membership in the DIAMOND CLUB, and contributors who give \$100 or more per year belong to the GOLD CLUB.

All contributors of at least \$100 per year receive a baseball-style cap, a lapel emblem and a membership card.

TPEL contributors also receive something more: An invaluable sense of gratification in knowing that they have helped themselves, their families, their union brothers and sisters locally and nationally, and their fellow U.S. citizens to better, more responsive and responsible government.

*NOTE: Figures shown are drawn from the December 1997 local billings. If a local has not been audited at the International by that date, figures were drawn from the last audited month for that local. Locals designated "LA" are UTU Ladies' Auxiliary lodges. Individuals denoted with an asterisk (\*) are retired members.*

## A MESSAGE FROM NATIONAL LEGISLATIVE DIRECTOR JAMES BRUNKENHOEFER

TPEL is simple. TPEL stands for the United Transportation Union's Transportation Political Education League. It is what is known as a PAC, or Political Action Committee. It is the only money our union can use to help elect candidates supportive of our issues.

The UTU uses TPEL funds at both state and federal levels. There is a 403-page federal publication that spells out the rules that we must follow.

TPEL money is used to support those in government who support our issues. If we could somehow pool all of the state and federal dollars from all of our states together, I doubt if we could change a "yes" vote to a "no" vote. That isn't the way it works.



What we can do is help those who will listen to us with an open mind. We help those who have, in the past, helped us. It is that simple.

There are some candidates, and some who are already elected, that seek to hurt us at any cost. We do not help them. We help those who run against them. It is that simple.

TPEL is one of the most effective transportation PACs in Washington. We have proven that time after time. It is the TPEL-endorsed candidates who rise on the floor of state legislatures and on the floors of the United States House of Representatives and the United States Senate and give their passion to our cause.

They have done it for Amtrak, for Railroad Retirement, for the Federal Employers' Liability Act. With your continued help, they will be able to speak for us on future issues that will surely confront us.

As long as these legislators continue to support our issues in the state legislatures and in the U.S. Congress, they deserve our support.

It takes a great deal of money to get elected. Our system isn't perfect, but it's the only one we've got. Our political allies know we will be there for them as they are there for us. The UTU must continue to make its presence known, and TPEL is only one we can do that.

There are two or three other things that make TPEL simple, at least in concept. If you are reading this column, TPEL is working. If you have a job in the railroad industry, TPEL is working. If you collect a Railroad Retirement pension or unemployment payments, TPEL is working.

It is your job and family in which you invest. It is your retirement benefits, your FELA protections, you will be supporting. For a better tomorrow, think about making regular TPEL contributions or increasing the one you are now making. It can easily be done by payroll deduction.

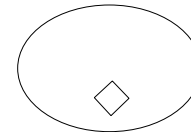
Now this is where it really gets simple. As long as you are making TPEL deductions from your paycheck, TPEL is working. When you no longer have a paycheck to deduct TPEL from, it has failed.

Thank you all for making TPEL the top PAC in transportation and rail labor, and thanks to the following members for their contributions.

J.M. Brunkenhoefer  
UTU National Legislative Director



# DIAMOND PLUS CLUB



Arkansas 0462 Pine Bluff *George, James A.	Idaho 0265 Pocatello Wheeler, Steven W.	Michigan 0072 Battle Creek Criswell, Tolbert R. Love, Charles G. 1761 Saginaw Hooper, James D.	North Carolina 0783 Spencer Britton, William S. Valley, Jimmy H. 1011 Hamlet Currie, Mitchell W.	Utah LA173 Ogden
Arizona 1559 Yuma Dennis, Douglas A. Drumm, Russell H. Shearer, David W.	Illinois 0195 Galesburg Clevenger, William L. 0432 Champaign-Urbana Burner, John H. 0597 Des Plaines Lewis Jr., Harry C.	Missouri 0933 Jefferson City Frank, Lyman A. Shelton, Wilbert J. 1216 Kansas City Backes, Kenneth D.	North Dakota 1059 Minot Schimetz, Thomas R.	Washington 1637 Wishram Fitzgerald, John D.
California LA771 Needles	Indiana 0490 Princeton Utley, R.D.	Nebraska 0305 Lincoln McFall, Patrick L.	Ohio 0102 Toledo Galloway, Thomas H.	Wisconsin 0312 Madison Deneen, Timothy S.
Colorado 0201 Trinidad Rossi, Douglas A. 0500 Grand Junction Kaplan, Marc J.	Iowa 0306 Eagle Grove Hendricks, Patrick C. 0316 Clinton Luckritz, Jule E.	New Jersey 0800 Jersey City O'Connell, Donald J.	Oregon 0471 Eugene Berry, Benjamin S.	Wyoming 0951 Sheridan Knutson, Randall S.
Florida 0903 Jacksonville Holland III, James R.	Kansas 1532 Kansas City Huston, James A.	New York 0077 New York Folmsbee, Ronald J.	Texas 0243 Fort Worth Lawrence, Ben R. 0564 Cleburne Brister Jr., Ernest L. 1092 Teague Welch, Glenn D.	
Georgia 1033 Atlanta Parker, Clayton L.				

# DOLLAR - A - DAY CLUB



Alabama 0622 Birmingham Clements, Ronald R. Simpkins, Randall B. *Thompson, Robert W. 1972 Birmingham Hunter, Odessa D. Murray, James H.	McKaig, Anthony B. Peterson, Ronald J. Repstine, Robert R. Scanlan, Patrick L. 0204 Pueblo Garcia, John A. Mayo, Peter A. 1136 Sterling Dillon, K. Sean	1534 Chicago Lesniewski, John E. Zurek, Thomas 1597 Chicago Janik, Eugene A. 1883 Riverdale Kortum, Danny L. Pribs, James F. 1929 East St. Louis Gray, Johnny W. *Simmons, Patrick W.	Minnesota 1000 Minneapolis Hunegs, Richard Virgin, Gary K. 1175 Duluth Hickman, Franklin R. Wicklund, David A. 1177 Willmar Croonquist, Willis G. 1292 Proctor Fish, Paul D. 1882 Minneapolis Lambert, Mark A. Tello, Michael F.	New York 0029 Babylon Bilello, Robert M. 0077 New York Davis, Michael R. 0982 Rochester Murphy, David M.
Arizona 0807 Tucson Glasser, Robert H. 1081 Glendale Carmody Sr., John S. Polston, Jim N. 1629 Phoenix Chrisman, W.H.	Georgia 0674 Augusta Glover Jr., James A. 1033 Atlanta Rodgers, James L. 1261 Atlanta Corley, Michael F. 1910 Macon Daniel, Bruce S.	Indiana 0006 Indianapolis *Redden, James E. 0333 North Vernon Carrico Sr., James E. 0490 Princeton Hensler Sr., Thomas E. Lewis, James M. 1518 Indianapolis Everhart, Phillip R.	Missouri 0219 Hannibal Wells III, Orville W. 0259 St. Joseph Felling, Eugene B. 0349 Kansas City Jones, John R. 0933 Jefferson City Menges, Kenneth R. 0947 Chaffee Lapresta, Joseph M. Loucks, Stephen W. 1216 Kansas City Pinkston, Max W.	North Carolina 0782 Asheville Biddix, Albert R. Clark, James H. Link, Roger L. 0783 Spencer Reigel, Gerald S. 1011 Hamlet Hancock, John C. 1106 Rocky Mount Foster, Roy G. 1129 Raleigh Smith, Michael E.
Arkansas 0656 N. Little Rock Beavers, Donald R.	Idaho 0265 Pocatello Carter, Robert E. Correll Jr., Jack L.	Iowa 0329 Boone Dennis, Ralph J. 0867 Des Moines Bovenmyer, Steven R. Wilson, Michael R.	Montana 0486 Glendive Clingingsmith, Richard Nelson, Lloyd A.	North Dakota 0980 Enderlin Fernow, Rodney J. Steedsman, Raymond C. 1137 Fargo *Zelinski, John J. 1344 Mandan Miller, Tom R.
California 0031 San Jose McNussen, David E. 0240 Los Angeles Rogoza, Carl T. 0771 Needles O'Dell Jr., Huey M. 0811 San Bernardino Dawson, Stephen T. 1201 Stockton Hervey, Thomas K. Hill, W.A. Lloyd, Robert H. 1422 Los Angeles Lopez, Daniel J. 1544 Maywood Knott, William A. Peterson Jr., Hans C. 1564 Los Angeles Cooper, Benjamin 1565 West Hollywood Isaacs, Thomas E. 1732 San Jose *Miller, Donald Q. 1741 San Francisco Harford, James T. 1798 Sacramento Lucas II, Norman J.	Illinois 0168 Chicago Channing, Lee T.G. 0195 Galesburg Allison, Kenneth L. 0196 Beardstown Zillion, Richard D. 0445 Niota Bradish, Frank J. Edwards, John M. Lampman, Stephen C. Latowski, James W. Rippeteau, Stephen D. Wolf, William F. 0453 Clinton Holman, Lloyd R. 0469 Madison Pickell, Frank R. 0528 Chicago Berry, Thomas M. 0565 Centralia Hargis, Donald G. Wilson, Tom K. 0577 Northlake Bergeron, Michael A. 0597 Des Plaines Kirk, Eugene R. 1258 Elgin Azzi, Mark S. Wagner, Thomas M. 1525 Carbondale Beyer, Walter P.	Kansas 0464 Arkansas City Henderson, Robert W. 1503 Marysville Eickmann, Glen A.	Nebraska 0257 Morrill Kelley, Daniel E. 0305 Lincoln Doyle, Randy C. Pueppke, David E. Trauernicht, Kenneth E. 0626 McCook Ralston, Kenneth B. 0627 Wymore Diegel, Robert C. Orosco, Robert L. Weiner, Marlin A. 0934 Alliance Wodke Jr., James C.	Ohio 0002 Toledo Fink, John N. McMillan, Jack E. 0102 Toledo Baldwin, William C. 0137 Cleveland Delvecchio, Patrick V. 0693 Brewster Boda Jr., Joseph A. Thompson, William J. 0860 Middleport Winebrenner, Charles D. 1376 Columbus Davis, Ernest C. 1549 Springfield Twyford, Richard W. 1638 Cleveland Delguyd, Pat F.
Colorado 0202 Denver Coble, Stephen J. Crusch, Rafe K. Joslin, Glen J.		Louisiana 1337 New Orleans Boudreaux, Gilbert P. 1458 Dequincy Overton, Larry L. 1836 New Orleans Albarado, Thomas C.	Nevada 1117 Las Vegas Fetters, John M. Johnson Jr., Hugh G. Kanyer Jr., Albert F. Worthen, Michael J.	

(Continued)

# How do the TPEL contribution

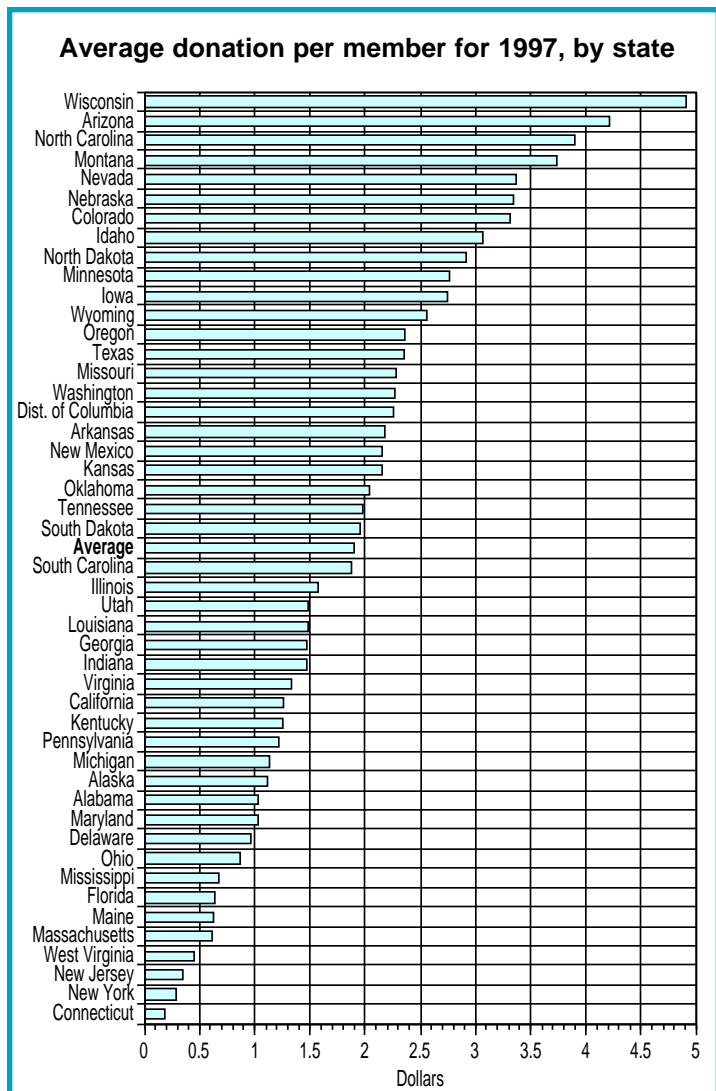
Here is a list showing the average Transportation Political Education League (TPEL) contribution per member per local per year for the year 1997, based on contributions received from active, dues-paying members (no members on E-49 status are included). State averages are total contributions divided by total active members in the state. Want to help raise your local's average? See your local legislative representative, who can explain why a TPEL donation is your best investment in the future.

<b>Alabama</b>		<b>California</b>	
0598 Mobile	.68	0023 Santa Cruz	1.82
0622 Birmingham	3.78	0031 San Jose	4.57
0762 Montgomery	.62	0032 Glendale	.44
0772 Sheffield	.27	0081 Vista	.01
0847 Birmingham	.29	0084 Los Angeles	1.73
1053 Selma	.93	0098 Watsonville	2.71
1291 Birmingham	2.81	0100 Oakland	.14
1887 Fairfield	.55	0115 San Francisco	.00
1912 Mobile	1.19	0147 Vista	.00
1972 Birmingham	.84	0239 Oakland	2.00
<i>State Average</i>	<i>1.03</i>	0240 Los Angeles	2.94
		0492 Sacramento	2.40
<b>Alaska</b>		0694 Dunsmuir	1.29
1626 Anchorage	1.16	0771 Needles	1.76
<i>State Average</i>	<i>1.12</i>	0811 San Bernardino	2.56
		0835 Bakersfield	2.03
<b>Arizona</b>		1200 Portola	.76
0113 Winslow	2.89	1201 Stockton	3.36
0151 Winslow	1.80	1241 Richmond	1.64
0807 Tucson	6.66	1252 Fresno	1.76
1081 Glendale	3.10	1336 Santa Fe Spgs.	2.38
1559 Yuma	8.04	1422 Los Angeles	1.34
1629 Phoenix	7.60	1469 Oakland	1.06
1800 Tucson	2.37	1544 Maywood	2.45
<i>State Average</i>	<i>4.22</i>	1563 El Monte	.47
		1564 Los Angeles	.32
<b>Arkansas</b>		1565 West Hollywood	1.01
0221 N. Little Roc	2.10	1570 Roseville	2.79
0462 Pine Bluff	2.49	1581 Bakersfield	2.63
0507 Van Buren	1.55	1607 Los Angeles	.68
0656 N. Little Roc	2.70	1608 Chatsworth	2.27
0733 DeQueen	1.15	1674 Los Angeles	1.33
0950 W. Memphis	2.60	1694 Barstow	.28
<i>State Average</i>	<i>2.18</i>	1730 Richmond	1.75
		1732 San Jose	1.86
		1741 San Francisco	.16

1770 Los Angeles	6.32
1785 Santa Monica	1.56
1798 Sacramento	2.17
1801 Stockton	1.20
1813 West Colton	2.54
1846 West Colton	5.79
1915 Tracy	1.39
<i>State Average</i>	<i>1.27</i>
<b>Colorado</b>	
0024 Denver	.72
0049 Pueblo	1.53
0071 Pueblo	2.51
0201 Trinidad	3.13
0202 Denver	2.77
0204 Pueblo	3.69
0500 Grand Junction	2.28
0945 La Junta	8.86
1136 Sterling	3.96
1648 Denver	4.46
1650 Pueblo	3.91
<i>State Average</i>	<i>3.31</i>
<b>Connecticut</b>	
0277 Hartford	.09
0328 New Haven	.03
1361 New Haven	.44
1672 New London	.04
<i>State Average</i>	<i>.19</i>
<b>Delaware</b>	
1378 Wilmington	.96
<i>State Average</i>	<i>.96</i>
<b>Dist. of Columbia</b>	
1522 Washington	1.64
1933 Washington	2.64
<i>State Average</i>	<i>2.26</i>
<b>Florida</b>	
0030 Jacksonville	.50
0903 Jacksonville	.61
1035 Lakeland	1.42
1138 Miami	.53
1221 Tampa	.75
1312 Pensacola	.58
1502 Wildwood	.63
1900 Miami	.35
<i>State Average</i>	<i>.64</i>
<b>Georgia</b>	
0511 Atlanta	1.21
0535 Macon	1.10
0674 Augusta	1.59
0941 Columbus	2.16
0998 Waycross	.46
1031 Savannah	1.62
1033 Atlanta	1.18
1245 Atlanta	1.47
1261 Atlanta	1.55
1263 Valdosta	1.44
1598 Manchester	1.69
1790 Fitzgerald	2.90
1842 Columbus	.72
1910 Macon	2.44
1971 Atlanta	.32
<i>State Average</i>	<i>1.47</i>
<b>Idaho</b>	
0078 Pocatello	4.27
0265 Pocatello	3.15
1058 Nampa	1.93
<i>State Average</i>	<i>3.07</i>
<b>Illinois</b>	
0168 Chicago	1.10
0171 Aurora	2.22
0195 Galesburg	3.16
0196 Beardstown	1.17
0198 Peoria	.06
0234 Bloomington	.41

0258 Savanna	.11
0432 Champaign-Urbana	3.47
0445 Niota	4.02
0453 Clinton	1.70
0469 Madison	1.02
0528 Chicago	1.07
0565 Centralia	2.87
0577 Northlake	1.64
0597 Des Plaines	1.78
0620 Chicago	1.03
0653 Blue Island	2.73
0740 Joliet	.05
0768 Decatur	.31
0979 Salem	.47
1003 Kankakee	2.21
1083 Villa Grove	.39
1253 South Pekin	.63
1258 Elgin	3.24
1290 Chicago	4.31
1299 Chicago	.64
1358 Danville	2.50
1402 Dupo	.49
1421 Franklin Park	8.10
1423 Galesburg	1.02
1433 Elmwood Park	2.37
1494 Chicago	.52
1525 Carbondale	1.15
1534 Chicago	1.90
1538 Chicago	2.72
1550 Chicago	.25
1597 Chicago	.45
1883 Riverdale	1.85
1895 Chicago	1.14
1929 East St. Louis	1.44
1973 Chicago	1.02
<i>State Average</i>	<i>1.58</i>
<b>Indiana</b>	
0006 Indianapolis	1.30
0194 Elkhart	2.85
0206 Peru	.82
0227 Huntington	.43
0298 Garrett	5.74
0333 North Vernon	1.35
0383 New Albany	.99
0425 Indianapolis	.44
0490 Princeton	5.74
0724 Fort Wayne	.58
0744 Frankfort	1.61
0904 Evansville	.48
1186 Gary	1.42
1202 Fort Wayne	.56
1282 Peru	4.27
1381 Hammond	1.65
1383 Gary	.08
1399 Terre Haute	1.00
1518 Indianapolis	.80
1526 Michigan City	.82
1548 Indianapolis	.33
1620 Elkhart	1.97
1663 Indianapolis	.35
<i>State Average</i>	<i>1.47</i>
<b>Iowa</b>	
0017 Marshalltown	8.22
0174 Mason City	2.19
0199 Creston	2.50
0228 Cedar Rapids	3.38
0306 Eagle Grove	3.63
0316 Clinton	2.52
0329 Boone	2.52
0418 Sioux City	1.87
0493 Waterloo	1.29
0643 Fort Madison	2.84
0646 Council Bluffs	3.61
0867 Des Moines	2.49
<i>State Average</i>	<i>2.75</i>
<b>Kansas</b>	
0044 Phillipsburg	.10
0094 Kansas City	2.19
0412 Kansas City	1.52
0464 Arkansas City	3.53
0477 Newton	1.76
0495 Salina	1.95
0506 Herington	.27
0527 Coffeyville	3.27
0533 Osawatome	1.64
0707 Marysville	4.05
0763 Pittsburg	.14
0774 Atchison	.73
0794 Wellington	2.61
0804 Hoisington	1.76

<b>Top Ten U</b>		
<u>Local</u>	<u>Location</u>	<u>Do</u>
1129	Raleigh, N.C.	
0945	LaJunta, Col.	
0083	Houston, Tex.	
1780	Kansas City, Mo.	
0017	Marshalltown, Iowa	
1105	Wilmington, N.C.	
1421	Franklin Park, Ill.	
0626	McCook, Neb.	
1559	Yuma, Ariz.	
1067	Virginia, Minn.	
1126 Pratt	1.09	
1227 Wichita	.43	
1409 Kansas City	2.60	
1503 Marysville	4.63	
1532 Kansas City	3.43	
<i>State Average</i>	<i>2.16</i>	
<b>Kentucky</b>		
0376 Louisville	1.64	
0573 Danville	.53	
0630 Ashland	.96	
0785 Paducah	.62	
1190 Ludlow	1.23	
1310 Loyall	1.34	
1315 Covington	1.58	
1316 Ravenna	1.74	
1328 Louisville	.92	
1353 Covington	1.22	
1377 Covington	3.42	
1389 Russell	.36	
1567 Corbin	.54	
1963 Louisville	.33	
<i>State Average</i>	<i>1.25</i>	
<b>Louisiana</b>		
0659 Leesville	2.06	
0781 Shreveport	.59	
0908 Alexandria	.83	
0976 Shreveport	1.57	
1066 New Orleans	.08	
1337 New Orleans	.72	
1458 DeQuincy	.63	
1501 Baton Rouge	4.70	
1545 Monroe	1.01	
1678 Minden	1.44	
1836 New Orleans	3.30	
1947 Lake Charles	.28	
<i>State Average</i>	<i>1.49</i>	
<b>Maine</b>		
0663 Bangor	.02	
0752 Brownville Jct	.07	
0856 Houlton	.47	
1400 South Portland	1.85	
<i>State Average</i>	<i>.63</i>	
<b>Maryland</b>		
0430 Cumberland	.62	
0454 Baltimore	.99	
0600 Cumberland	1.00	
0610 Baltimore	1.61	
0631 Brunswick	.70	
0633 Hagerstown	.16	
1470 Edmonston	2.01	
1591 Baltimore	.94	
1852 Cumberland	.41	
1881 Baltimore	3.52	
1949 Baltimore	.27	
<i>State Average</i>	<i>1.03</i>	
<b>Massachusetts</b>		
0254 Fitchburg	.22	
0262 Boston	1.88	
0352 West Springfield	.40	
0587 Greenfield	.62	



# s in your UTU local compare?

## U Locals

### Legislative Rep.

Richard H. Westbrook Jr.  
 Patrick M. Engebrecht  
 Robert I. Garrette  
 Harold E. Davidson Jr.  
 William D. Backoff  
 William H. Fisher Jr.  
 Gary F. Babiarz  
 Randy J. Pettera  
 David W. Shearer  
 James J. Busker

0679 Attleboro .06  
 0898 Boston .19  
 1462 Boston .78  
 1473 Boston 1.69  
 State Average .62

### Michigan

0072 Battle Creek 3.19  
 0278 Jackson .56  
 0313 Grand Rapids .77  
 0315 Escanaba 3.22  
 0320 Saginaw .72  
 0683 Detroit .77  
 0734 Battle Creek .44  
 0886 Marquette 1.45  
 0927 Detroit 1.33  
 1075 Trenton .38  
 1183 Port Huron .85  
 1438 Lincoln Park 2.63  
 1477 Dearborn .09  
 1709 Pontiac 1.91  
 1736 Flint .65  
 1760 Detroit 1.16  
 1761 Saginaw 1.96  
 1762 Flint .62  
 1765 Grand Rapids .85  
 State Average 1.14

### Minnesota

0650 Minneapolis 2.22  
 0727 Staples 4.48  
 0757 St. James 4.46  
 0911 Minneapolis 1.78  
 1000 Minneapolis 4.05  
 1067 Virginia 7.98  
 1175 Duluth 1.76  
 1177 Willmar 1.88  
 1292 Proctor 1.78  
 1614 St. Paul 2.14  
 1882 Minneapolis 2.58  
 1976 St. Paul .58  
 State Average 2.77

### Mississippi

0427 McComb .64  
 0584 Meridian .35  
 0853 Amory .37  
 1088 Jackson .92  
 1334 Hattiesburg .99  
 State Average .68

### Missouri

0185 Brookfield .50  
 0219 Hannibal .83  
 0226 Moberly 2.25  
 0259 St. Joseph 3.43  
 0303 Springfield 2.77  
 0330 Poplar Bluff 1.01  
 0349 Kansas City 2.66  
 0512 Illmo 2.00  
 0607 Thayer 2.26  
 0933 Jefferson City 3.33  
 0947 Chaffee 3.31  
 0996 Ste. Genevieve 1.75  
 1216 Kansas City 2.56  
 1228 Kansas City 2.46  
 1368 Kansas City 1.33  
 1388 St. Louis .77

1403 Kansas City 2.76  
 1405 St. Louis 2.82  
 1435 Kansas City 3.11  
 1646 North Kansas Cty .67  
 1780 Kansas City 8.35  
 1823 St. Louis 1.82  
 1975 Kansas City .52  
 State Average 2.28

### Montana

0486 Glendive 2.05  
 0544 Havre 3.36  
 0730 Great Falls 3.81  
 0891 Whitefish 5.01  
 1840 Glasgow 5.68  
 State Average 3.74

### Nebraska

0007 North Platte 2.36  
 0200 North Platte 3.73  
 0257 Morrill 3.13  
 0286 North Platte 6.30  
 0305 Lincoln 3.47  
 0367 Omaha 4.16  
 0626 McCook 8.07  
 0627 Wymore 5.08  
 0872 Omaha 2.28  
 0934 Alliance 1.01  
 0962 Alliance 1.90  
 State Average 3.35

### Nevada

0105 Las Vegas .00  
 1043 Sparks 3.33  
 1117 Las Vegas 3.42  
 1775 Elko 3.67  
 State Average 3.37

### New Jersey

0033 Paterson .20  
 0060 Newark .07  
 0419 Camden 2.68  
 0759 Newark .44  
 0800 Jersey City .66  
 1390 Trenton .99  
 1413 Jersey City .07  
 1445 Elizabeth 1.74  
 1447 Newark .16  
 1558 Bergenfield .14  
 1589 New Brunswick .00  
 State Average .35

### New Mexico

0342 Raton 1.24  
 1168 Clovis 3.34  
 1687 Belen 1.82  
 1745 Albuquerque .20  
 State Average 2.16

### New York

0001 Buffalo 1.36  
 0029 Babylon .22  
 0077 New York .83  
 0095 Rensselaer .31  
 0211 Binghamton .65  
 0212 Albany .49  
 0256 Watervliet .99  
 0292 East Syracuse .23  
 0318 Hornell .88  
 0377 Salamanca .02  
 0385 Croton On Hudson .20  
 0394 Albany .29  
 0645 Babylon .04  
 0722 Babylon .00  
 0982 Rochester .83  
 1007 Syracuse .77  
 1370 New York .39  
 1393 East Buffalo .27  
 1440 Staten Island .07  
 1491 Port Jervis 1.07  
 1566 Buffalo .02  
 1572 Buffalo .12  
 1582 Albany .55  
 1831 Babylon .03  
 1908 Buffalo .11  
 1951 Albany .01  
 1978 New York .00  
 State Average .29

### New York

0001 Buffalo 1.36  
 0029 Babylon .22  
 0077 New York .83  
 0095 Rensselaer .31  
 0211 Binghamton .65  
 0212 Albany .49  
 0256 Watervliet .99  
 0292 East Syracuse .23  
 0318 Hornell .88  
 0377 Salamanca .02  
 0385 Croton On Hudson .20  
 0394 Albany .29  
 0645 Babylon .04  
 0722 Babylon .00  
 0982 Rochester .83  
 1007 Syracuse .77  
 1370 New York .39  
 1393 East Buffalo .27  
 1440 Staten Island .07  
 1491 Port Jervis 1.07  
 1566 Buffalo .02  
 1572 Buffalo .12  
 1582 Albany .55  
 1831 Babylon .03  
 1908 Buffalo .11  
 1951 Albany .01  
 1978 New York .00  
 State Average .29

### North Carolina

0782 Asheville 4.01  
 0783 Spencer 3.57  
 1011 Hamlet 4.70  
 1021 Greensboro 3.43

1105 Wilmington 8.10  
 1106 Rocky Mount 2.47  
 1129 Raleigh 9.51  
 1166 Charlotte 3.66  
 1715 Charlotte 1.29  
 State Average 3.91

### North Dakota

0525 Grand Forks 1.31  
 0980 Enderlin 3.16  
 1059 Minot 3.44  
 1137 Fargo 2.42  
 1344 Mandan 4.15  
 State Average 2.92

### Ohio

0002 Toledo .78  
 0027 Cleveland .23  
 0074 Marion 2.92  
 0102 Toledo 4.84  
 0137 Cleveland 1.76  
 0138 Lima 1.88  
 0145 Columbus 2.17  
 0225 Bellevue .62  
 0284 Cleveland .45  
 0378 Cleveland .93  
 0404 Newark 1.45  
 0421 Conneaut .46  
 0440 Sharonville .15  
 0496 Portsmouth .22  
 0586 Willard .44  
 0601Crestline .51  
 0693 Brewster 1.96  
 0792 Cleveland .50  
 0860 Middleport .91  
 0881 Montpelier 1.26  
 0890 Toledo .81  
 0991 Steubenville .20  
 1365 Youngstown .05  
 1369 Canton .95  
 1376 Columbus 1.33  
 1391 Lorain 5.47  
 1397 Columbus .47  
 1517 Cincinnati .91  
 1529 Walbridge .49  
 1549 Springfield 2.78  
 1634 Columbus .91  
 1638 Cleveland 1.04  
 1661 Cleveland .13  
 1707 Ashtabula .38  
 1724 Youngstown .11  
 1748 Cleveland .28  
 1816 Toledo 2.19  
 1917 Cincinnati .39  
 1928 Toledo .29  
 1948 Youngstown .25  
 1962 Toledo .29  
 State Average .87

### Ohio

0002 Toledo .78  
 0027 Cleveland .23  
 0074 Marion 2.92  
 0102 Toledo 4.84  
 0137 Cleveland 1.76  
 0138 Lima 1.88  
 0145 Columbus 2.17  
 0225 Bellevue .62  
 0284 Cleveland .45  
 0378 Cleveland .93  
 0404 Newark 1.45  
 0421 Conneaut .46  
 0440 Sharonville .15  
 0496 Portsmouth .22  
 0586 Willard .44  
 0601Crestline .51  
 0693 Brewster 1.96  
 0792 Cleveland .50  
 0860 Middleport .91  
 0881 Montpelier 1.26  
 0890 Toledo .81  
 0991 Steubenville .20  
 1365 Youngstown .05  
 1369 Canton .95  
 1376 Columbus 1.33  
 1391 Lorain 5.47  
 1397 Columbus .47  
 1517 Cincinnati .91  
 1529 Walbridge .49  
 1549 Springfield 2.78  
 1634 Columbus .91  
 1638 Cleveland 1.04  
 1661 Cleveland .13  
 1707 Ashtabula .38  
 1724 Youngstown .11  
 1748 Cleveland .28  
 1816 Toledo 2.19  
 1917 Cincinnati .39  
 1928 Toledo .29  
 1948 Youngstown .25  
 1962 Toledo .29  
 State Average .87

### Ohio

0002 Toledo .78  
 0027 Cleveland .23  
 0074 Marion 2.92  
 0102 Toledo 4.84  
 0137 Cleveland 1.76  
 0138 Lima 1.88  
 0145 Columbus 2.17  
 0225 Bellevue .62  
 0284 Cleveland .45  
 0378 Cleveland .93  
 0404 Newark 1.45  
 0421 Conneaut .46  
 0440 Sharonville .15  
 0496 Portsmouth .22  
 0586 Willard .44  
 0601Crestline .51  
 0693 Brewster 1.96  
 0792 Cleveland .50  
 0860 Middleport .91  
 0881 Montpelier 1.26  
 0890 Toledo .81  
 0991 Steubenville .20  
 1365 Youngstown .05  
 1369 Canton .95  
 1376 Columbus 1.33  
 1391 Lorain 5.47  
 1397 Columbus .47  
 1517 Cincinnati .91  
 1529 Walbridge .49  
 1549 Springfield 2.78  
 1634 Columbus .91  
 1638 Cleveland 1.04  
 1661 Cleveland .13  
 1707 Ashtabula .38  
 1724 Youngstown .11  
 1748 Cleveland .28  
 1816 Toledo 2.19  
 1917 Cincinnati .39  
 1928 Toledo .29  
 1948 Youngstown .25  
 1962 Toledo .29  
 State Average .87

### Ohio

0002 Toledo .78  
 0027 Cleveland .23  
 0074 Marion 2.92  
 0102 Toledo 4.84  
 0137 Cleveland 1.76  
 0138 Lima 1.88  
 0145 Columbus 2.17  
 0225 Bellevue .62  
 0284 Cleveland .45  
 0378 Cleveland .93  
 0404 Newark 1.45  
 0421 Conneaut .46  
 0440 Sharonville .15  
 0496 Portsmouth .22  
 0586 Willard .44  
 0601Crestline .51  
 0693 Brewster 1.96  
 0792 Cleveland .50  
 0860 Middleport .91  
 0881 Montpelier 1.26  
 0890 Toledo .81  
 0991 Steubenville .20  
 1365 Youngstown .05  
 1369 Canton .95  
 1376 Columbus 1.33  
 1391 Lorain 5.47  
 1397 Columbus .47  
 1517 Cincinnati .91  
 1529 Walbridge .49  
 1549 Springfield 2.78  
 1634 Columbus .91  
 1638 Cleveland 1.04  
 1661 Cleveland .13  
 1707 Ashtabula .38  
 1724 Youngstown .11  
 1748 Cleveland .28  
 1816 Toledo 2.19  
 1917 Cincinnati .39  
 1928 Toledo .29  
 1948 Youngstown .25  
 1962 Toledo .29  
 State Average .87

### Ohio

0002 Toledo .78  
 0027 Cleveland .23  
 0074 Marion 2.92  
 0102 Toledo 4.84  
 0137 Cleveland 1.76  
 0138 Lima 1.88  
 0145 Columbus 2.17  
 0225 Bellevue .62  
 0284 Cleveland .45  
 0378 Cleveland .93  
 0404 Newark 1.45  
 0421 Conneaut .46  
 0440 Sharonville .15  
 0496 Portsmouth .22  
 0586 Willard .44  
 0601Crestline .51  
 0693 Brewster 1.96  
 0792 Cleveland .50  
 0860 Middleport .91  
 0881 Montpelier 1.26  
 0890 Toledo .81  
 0991 Steubenville .20  
 1365 Youngstown .05  
 1369 Canton .95  
 1376 Columbus 1.33  
 1391 Lorain 5.47  
 1397 Columbus .47  
 1517 Cincinnati .91  
 1529 Walbridge .49  
 1549 Springfield 2.78  
 1634 Columbus .91  
 1638 Cleveland 1.04  
 1661 Cleveland .13  
 1707 Ashtabula .38  
 1724 Youngstown .11  
 1748 Cleveland .28  
 1816 Toledo 2.19  
 1917 Cincinnati .39  
 1928 Toledo .29  
 1948 Youngstown .25  
 1962 Toledo .29  
 State Average .87

### Ohio

0002 Toledo .78  
 0027 Cleveland .23  
 0074 Marion 2.92  
 0102 Toledo 4.84  
 0137 Cleveland 1.76  
 0138 Lima 1.88  
 0145 Columbus 2.17  
 0225 Bellevue .62  
 0284 Cleveland .45  
 0378 Cleveland .93  
 0404 Newark 1.45  
 0421 Conneaut .46  
 0440 Sharonville .15  
 0496 Portsmouth .22  
 0586 Willard .44  
 0601Crestline .51  
 0693 Brewster 1.96  
 0792 Cleveland .50  
 0860 Middleport .91  
 0881 Montpelier 1.26  
 0890 Toledo .81  
 0991 Steubenville .20  
 1365 Youngstown .05  
 1369 Canton .95  
 1376 Columbus 1.33  
 1391 Lorain 5.47  
 1397 Columbus .47  
 1517 Cincinnati .91  
 1529 Walbridge .49  
 1549 Springfield 2.78  
 1634 Columbus .91  
 1638 Cleveland 1.04  
 1661 Cleveland .13  
 1707 Ashtabula .38  
 1724 Youngstown .11  
 1748 Cleveland .28  
 1816 Toledo 2.19  
 1917 Cincinnati .39  
 1928 Toledo .29  
 1948 Youngstown .25  
 1962 Toledo .29  
 State Average .87

### Ohio

0002 Toledo .78  
 0027 Cleveland .23  
 0074 Marion 2.92  
 0102 Toledo 4.84  
 0137 Cleveland 1.76  
 0138 Lima 1.88  
 0145 Columbus 2.17  
 0225 Bellevue .62  
 0284 Cleveland .45  
 0378 Cleveland .93  
 0404 Newark 1.45  
 0421 Conneaut .46  
 0440 Sharonville .15  
 0496 Portsmouth .22  
 0586 Willard .44  
 0601Crestline .51  
 0693 Brewster 1.96  
 0792 Cleveland .50  
 0860 Middleport .91  
 0881 Montpelier 1.26  
 0890 Toledo .81  
 0991 Steubenville .20  
 1365 Youngstown .05  
 1369 Canton .95  
 1376 Columbus 1.33  
 1391 Lorain 5.47  
 1397 Columbus .47  
 1517 Cincinnati .91  
 1529 Walbridge .49  
 1549 Springfield 2.78  
 1634 Columbus .91  
 1638 Cleveland 1.04  
 1661 Cleveland .13  
 1707 Ashtabula .38  
 1724 Youngstown .11  
 1748 Cleveland .28  
 1816 Toledo 2.19  
 1917 Cincinnati .39  
 1928 Toledo .29  
 1948 Youngstown .25  
 1962 Toledo .29  
 State Average .87

0830 Harrisburg 1.22  
 0838 Philadelphia 2.64  
 0997 Enola 2.85  
 1006 Brownsville .40  
 1074 Freeport 1.06  
 1373 Philadelphia .54  
 1374 New Castle 2.66  
 1375 Philadelphia 1.48  
 1379 Pittsburgh 1.59  
 1418 Conway 1.77  
 1586 Bethlehem .34  
 1590 Freedom .14  
 1594 Upper Darby 1.42  
 1628 Pittsburgh 1.96  
 1722 York 1.04  
 State Average 1.22

### South Carolina

0407 Charleston 1.79  
 0793 Columbia 2.71  
 0931 Greenville 1.02  
 0942 Florence 4.13  
 0970 Abbeville .55  
 1814 Spartanburg .60  
 State Average 1.88

### South Carolina

0407 Charleston 1.79  
 0793 Columbia 2.71  
 0931 Greenville 1.02  
 0942 Florence 4.13  
 0970 Abbeville .55  
 1814 Spartanburg .60  
 State Average 1.88

### South Carolina

0064 Huron .99  
 0233 Aberdeen 3.24  
 0375 Edgemont 2.54  
 State Average 1.96

### South Carolina

0338 Chattanooga 1.68  
 0339 Jackson 3.78  
 0459 Chattanooga 3.86  
 0750 Knoxville 3.39  
 0753 Memphis .83  
 0974 Nashville 2.12  
 1162 Erwin 1.52  
 1301 Knoxville 2.08  
 1308 Bruceton/Hollow 3.01  
 1314 Etowah .97  
 1345 Knoxville 1.65  
 1346 Nashville 1.40  
 1420 Memphis .99  
 1557 Memphis 2.26  
 State Average 1.98

### South Carolina

0338 Chattanooga 1.68  
 0339 Jackson 3.78  
 0459 Chattanooga 3.86  
 0750 Knoxville 3.39  
 0753 Memphis .83  
 0974 Nashville 2.12  
 1162 Erwin 1.52  
 1301 Knoxville 2.08  
 1308 Bruceton/Hollow 3.01  
 1314 Etowah .97  
 1345 Knoxville 1.65  
 1346 Nashville 1.40  
 1420 Memphis .99  
 1557 Memphis 2.26  
 State Average 1.98

### South Carolina

0009 Slaton 4.36  
 0018 El Paso 4.68  
 0020 Beaumont 3.01  
 0083 Houston 8.37  
 0110 Laredo 3.27  
 0243 Fort Worth 2.63  
 0293 Houston 1.92  
 0331 Temple 3.14  
 0439 Tyler 4.60  
 0489 San Antonio 3.42  
 0508 Smithville 2.21  
 0513 Gainesville 3.38  
 0524 Palestine 1.42  
 0564 Cleburne 2.54  
 0569 Ennis 2.15  
 0594 Mineola 2.60  
 0613 Austin 2.80  
 0756 San Antonio 1.07  
 0773 Galveston 2.43  
 0818 Fort Worth 1.96  
 0821 Del Rio 2.31  
 0823 Big Spring 1.98  
 0857 San Antonio .66  
 0878 Greenville 2.32  
 0923 Dalhart 2.94  
 0937 Mart 2.10  
 0940 Wichita Falls 3.01  
 0949 Sherman 1.39  
 0953 Victoria 2.84  
 0965 Dallas 3.46  
 1092 Teague 6.96  
 1205 Kingsville 1.37  
 1313 Amarillo 2.68  
 1524 Houston 1.59  
 1571 El Paso .85  
 1593 Brownwood 5.88  
 1670 Laredo .12  
 1697 Lubbock .19  
 1886 Houston 2.26  
 1892 Houston 3.25  
 1904 Houston 1.04

### South Carolina

0009 Slaton 4.36  
 0018 El Paso 4.68  
 0020 Beaumont 3.01  
 0083 Houston 8.37  
 0110 Laredo 3.27  
 0243 Fort Worth 2.63  
 0293 Houston 1.92  
 0331 Temple 3.14  
 0439 Tyler 4.60  
 0489 San Antonio 3.42  
 0508 Smithville 2.21  
 0513 Gainesville 3.38  
 0524 Palestine 1.42  
 0564 Cleburne 2.54  
 0569 Ennis 2.15  
 0594 Mineola 2.60  
 0613 Austin 2.80  
 0756 San Antonio 1.07  
 0773 Galveston 2.43  
 0818 Fort Worth 1.96  
 0821 Del Rio 2.31  
 0823 Big Spring 1.98  
 0857 San Antonio .66  
 0878 Greenville 2.32  
 0923 Dalhart 2.94  
 0937 Mart 2.10  
 0940 Wichita Falls 3.01  
 0949 Sherman 1.39  
 0953 Victoria 2.84  
 0965 Dallas 3.46  
 1092 Teague 6.96  
 1205 Kingsville 1.37  
 1313 Amarillo 2.68  
 1524 Houston 1.59  
 1571 El Paso .85  
 1593 Brownwood 5.88  
 1670 Laredo .12  
 1697 Lubbock .19  
 1886 Houston 2.26  
 1892 Houston 3.25  
 1904 Houston 1.04

### South Carolina

0009 Slaton 4.36  
 0018 El Paso 4.68  
 0020 Beaumont 3.01  
 0083 Houston 8.37  
 0110 Laredo 3.27  
 0243 Fort Worth 2.63  
 0293 Houston 1.92  
 0331 Temple 3.14  
 0439 Tyler 4.60  
 0489 San Antonio 3.42  
 0508 Smithville 2.21  
 0513 Gainesville 3.38  
 0524 Palestine 1.42  
 0564 Cleburne 2.54  
 0569 Ennis 2.15  
 0594 Mineola 2.60  
 0613 Austin 2.80  
 0756 San Antonio 1.07  
 0773 Galveston 2.43  
 0818 Fort Worth 1.96  
 0821 Del Rio 2.31  
 0823 Big Spring 1.98  
 0857 San Antonio .66  
 0878 Greenville 2.32  
 0923 Dalhart 2.94  
 0937 Mart 2.10  
 0940 Wichita Falls 3.01  
 0949 Sherman 1.39  
 0953 Victoria 2.84  
 0965 Dallas 3.46  
 1092 Teague 6.96  
 1205 Kingsville 1.37  
 1313 Amarillo 2.68  
 1524 Houston 1.59  
 1571 El Paso .85  
 1593 Brownwood 5.88  
 1670 Laredo .12  
 1697 Lubbock .19  
 1886 Houston 2.26  
 1892 Houston 3.25  
 1904 Houston 1.04

### South Carolina

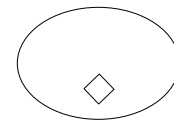
0009 Slaton 4.36  
 0018 El Paso 4.68  
 0020 Beaumont 3.01  
 0083 Houston 8.37  
 0110 Laredo 3.27  
 0243 Fort Worth 2.63  
 0293 Houston 1.92  
 0331 Temple 3.14  
 0439 Tyler 4.60  
 0489 San Antonio 3.42  
 0508 Smithville 2.21  
 0513 Gainesville 3.38  
 0524 Palestine 1.42  
 0564 Cleburne 2.54  
 0569 Ennis 2.15  
 0594 Mineola 2.60  
 0613 Austin

# DOLLAR - A - DAY CLUB



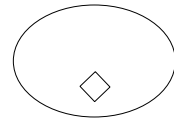
- |  |  |  |  |  |
|--|--|--|--|--|
| Oklahoma<br>1016 Enid<br>Layton, Eric E.<br>1042 Oklahoma City<br>Minard, Kenneth W.<br>1188 Oklahoma City<br>Seals, Gary R.   | Galvin, Gary R.<br>1374 New Castle<br>Marino, Samuel J.<br>1375 Philadelphia<br>*Kenny, Edward C.<br>1379 Pittsburgh<br>Mateer, John L.<br>1418 Conway<br>Arnold, Jack L.<br>1594 Upper Darby<br>McNelis, Bernard J.<br>1628 Pittsburgh<br>Burton, Thomas M.<br>Tierney Jr., John J. | Tennessee<br>0339 Jackson<br>Lee, Jerry W.<br>1557 Memphis<br>Fenrick, Don E.  | 1886 Houston<br>Wilkins, Norman V.J.<br>1892 Houston<br>Hardy, Michael W.<br>Higdon, Clarron C.<br>Polvadore, Al D.  | 0832 Superior<br>Beyer, James E.<br>Lagesse, Robert L.<br>1293 Altoona<br>Staves, Kenneth M.<br>1382 Milwaukee<br>Schill, Allan J. |
| Oregon<br>0283 Portland<br>*Johnson, Carrol E.<br>0471 Eugene<br>Boam, Greg W.<br>1238 Portland<br>Dunn, John P.<br>Mudgett, Michael S.<br>1841 Klamath Falls<br>Snyder, David B.<br>Snyder, Gary B. | South Carolina<br>0942 Florence<br>Bailey, Ronald<br>0970 Abbeville<br>Wilson, James T.  | Texas<br>0009 Slaton<br>Clinton, Curtis L.<br>0083 Houston<br>Garrette, Robert I.<br>0331 Temple<br>Tibbit, Paul W.<br>0439 Tyler<br>Hollis, Don L.<br>0594 Mineola<br>Hazard, Thomas A.<br>0773 Galveston<br>Owens, Richard G.<br>Tillison, Sammy E.<br>1313 Amarillo<br>Arterburn, David M.<br>Wilson, Penelope<br>1593 Brownwood<br>Lack, Thomas F.<br>Williamson, Randy K. | Washington<br>0556 Tacoma<br>Shelley, James P.   | Wyoming<br>0465 Gillette<br>Kuhnel, Steven L.<br>0951 Sheridan<br>Furley, Douglas S.<br>1857 Green River<br>Herrmann, David M.     |
| Pennsylvania<br>0838 Philadelphia<br>Blakeney, Richard T.<br>Tweddle, Allen H.<br>1074 Freeport  | South Dakota<br>0375 Edgemont<br>Archambeau, Timothy B.  |  | Wisconsin<br>0281 Milwaukee<br>Cunningham, J.M.<br>Joslin, Leroy R.<br>Liverseed, Gerald R.<br>Malone, Dennis L.<br>0311 La Crosse<br>Anderson, David E.<br>Crater, Norman R.<br>Fuchs, Thomas R.<br>Tomten, James E.<br>0322 Milwaukee<br>Alba, Robert J. |  |

# DIAMOND CLUB



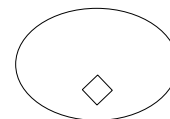
- |   |   |   |   |  |
|---|---|---|---|--|
| Alabama<br>0598 Mobile<br>Russell, James A.<br>0622 Birmingham<br>Davis Jr, Rexford F.<br>Smith, Lyndon P.<br>0847 Birmingham<br>Hogan, Barry A.<br>1291 Birmingham<br>Hendricks, Thomas E.   | Owen Jr, Donald R.<br>Russell, Michael W.<br>0950 West Memphis<br>Cliett, Ronald E.<br>Cunningham, Joseph F.<br>Futhey Jr., Malcolm B.  | *Levin, James A.<br>Mock, David L.<br>Stansberry, James L.<br>1564 Los Angeles<br>Williams, James A.<br>1565 West Hollywood<br>Anderson, Wayne L.<br>Garcia, Danny A.<br>Hanger, Edward A.<br>Harris, Rony C.<br>Lakis, George J.<br>Square, Charles G.   | Colorado<br>0202 Denver<br>Allbright, Gary D.<br>Balluff, Stephan F.<br>Hackney, Nathaniel T.<br>Jackson, William G.<br>McGraw, Michael D.<br>Nabors Jr, William L.<br>Paprocki, Stanley L.<br>Renshaw, Mark E.<br>0500 Grand Junction<br>Kent, Arthur B.<br>0945 La Junta<br>Bonewell, James W.<br>Brown, Adolph O.<br>Bryant, Melbra<br>Engbrecht, Patrick M.<br>Fioretti, Philip D.<br>Jaure, Leonard E.<br>Mast Jr., Richard G.<br>Ponce, Cosme J.<br>Rodriguez, Roger J.<br>Rooks, Curtis W.<br>Rosales, Julius J.<br>Smith, Lace D.<br>Vinduska, Leon M.<br>1136 Sterling<br>Agee, Russell L. | 1031 Savannah<br>Pealstrom, Jerry R.<br>Sapp, Frank K.<br>1033 Atlanta<br>Tatum, Larry C.<br>1245 Atlanta<br>Boyles Jr., Dan<br>Hall, Ricky A.<br>1790 Fitzgerald<br>Lann, Tony A.<br>Vaughn, Wiley D.   |
| Arizona<br>0113 Winslow<br>Young III, William E.<br>0151 Winslow<br>Marquez, Mark E.<br>0807 Tucson<br>Alexander, Jerry L.<br>Ball, Kenneth C.<br>Bennett, Rick L.<br>Dains Jr, Victor<br>Galloway, Joseph N.<br>Harris, Daniel H.<br>Holsinger Jr, Lee R.<br>Hubbs, Vernon S.<br>Kerby, Joseph G.<br>Kneeland, Kreg H.<br>Mitchell, Billy R.<br>Moore Jr, Thomas F.<br>Reid, Robert W.<br>Smith, Edward G.<br>Verna, Fred L.<br>White, Timothy A.<br>1559 Yuma<br>Magruder, Phil L.<br>Tucker, Cash M.<br>1629 Phoenix<br>Stevens, Max J.<br>1800 Tucson<br>Loud Jr., Charles E. | California<br>0031 San Jose<br>Aylward, William W.<br>Witzel, Wilbur J.<br>0084 Los Angeles<br>Pavlopoulos, Alexander<br>T.<br>0239 Oakland<br>Dayton, Glen E.<br>0240 Los Angeles<br>Banks, Darnell B.<br>Dearo Jr, Jesse O.<br>0492 Sacramento<br>Stinchfield, Daryl M.<br>Warrick Jr, George T.<br>0694 Dunsmuir<br>Norgaard, Douglas E.<br>0771 Needles<br>Parker Jr, Larry A.<br>Peterson, John W.<br>Skinner, Courtland H.<br>0811 San Bernardino<br>Feldman, Carl G.<br>Gillard, Charles A.<br>Mellor, Robert W.<br>Rehfeldt, Phillip M.<br>0835 Bakersfield<br>Hobbs, Curtis W.<br>Lee, Kenneth D.<br>Nowatzki, Michael J.<br>1241 Richmond<br>Valente, Steven L.<br>1336 Santa Fe Springs<br>Wilson, William D.<br>1422 Los Angeles<br>Brooks, Larry E.<br>Dannar, Jimmie W.<br>1469 Oakland<br>Paulson Jr, Robert E.<br>1544 Maywood<br>Dickinson, Bruce E.<br>Dohopolski, Michael A.<br>Downer, George K.<br>Gibbons Jr, John L. | 1581 Bakersfield<br>Alexander, Robert G.<br>Bessom, David A.<br>Naworski, Norbert F.<br>Swind, Jack W.<br>Vanneman, Richard B.<br>1607 Los Angeles<br>Moore, Robert D.<br>Morales, Steven A.<br>1608 Chatsworth<br>Lewenberg, Raul E.<br>Schneider, Paul T.<br>1674 Los Angeles<br>Davis, Cecil D.<br>1730 Richmond<br>Altman, Michael A.<br>1732 San Jose<br>Adams, Edward T.C.<br>Houghton, John G.<br>1770 Los Angeles<br>Davis, Darrell W.<br>1785 Santa Monica<br>Cruse, Mitchell E.<br>Palmer, Percival<br>1801 Stockton<br>Partridge, Lawrence W.<br>1813 West Colton<br>Schweigert, Larry A.<br>Vazquez, Antonio R.<br>Wilson, Bryan G.<br>1846 West Colton<br>Davies, Charles E.<br>Fletcher Sr, Mark A.<br>Friedeck, Clifford E.<br>Garcia, Adolfo P.<br>Hudgins, C.W.<br>Kelly, Terrence S.<br>Wallace Jr, Wade H.<br>1915 Tracy<br>Reich, Roland L. | 0500 Grand Junction<br>Kent, Arthur B.<br>0945 La Junta<br>Bonewell, James W.<br>Brown, Adolph O.<br>Bryant, Melbra<br>Engbrecht, Patrick M.<br>Fioretti, Philip D.<br>Jaure, Leonard E.<br>Mast Jr., Richard G.<br>Ponce, Cosme J.<br>Rodriguez, Roger J.<br>Rooks, Curtis W.<br>Rosales, Julius J.<br>Smith, Lace D.<br>Vinduska, Leon M.<br>1136 Sterling<br>Agee, Russell L.  | Idaho<br>0078 Pocatello<br>*Barrett, Cyril L.<br>Nicholls, Melvin G.<br>Raymond Jr., Leland<br>Rowe, Daniel K.<br>0265 Pocatello<br>Guelzow, Harry L.<br>Roberts, Steven S.<br>Whitworth, Arthur L.<br>Wilson, Gregory R.<br>Wright Jr., John S.<br>1058 Nampa<br>Patterson, Ronald N.<br>Wheeler, Dale L.   |
| Arkansas<br>0221 N. Little Rock<br>Fenske, David W.<br>0462 Pine Bluff<br>Bowen, Claude R.<br>0507 Van Buren<br>Hogan Jr, Russell D.<br>0656 N. Little Rock<br>Benton, Joseph B.<br>Karstetter, Richard E.  |   | Connecticut<br>1361 New Haven<br>Beebe, William A.  | Delaware<br>1378 Wilmington<br>Carr, Noah W.  | Illinois<br>0171 Aurora<br>Brooks, Thomas P.<br>Dwyer, Timothy M.<br>0195 Galesburg<br>Linroth, Ralph W.<br>Lufkin, Jerry G.<br>0432 Champaign-Urbana<br>Birch, John W.<br>Coykendall, Wayne A.<br>0445 Niota<br>Carroll, Daniel C.<br>0565 Centralia<br>Harper, Gary L.<br>1258 Elgin<br>Kaeplinger, William T.<br>1290 Chicago<br>Fantin, Jeffrey S.<br>Hale, Samuel C.<br>1421 Franklin Park<br>Orr, Robert G.<br>1423 Galesburg<br>Mason, Kenneth W. |
|   |   | Florida<br>0030 Jacksonville<br>Fletcher Sr, Joseph M.<br>1138 Miami<br>Cochran, Carl E.<br>1221 Tampa<br>Cox, Clayton T.   | Georgia<br>0511 Atlanta<br>Keown, William H.<br>0535 Macon<br>Smith, Albert L.  |  |

# DIAMOND CLUB



- 1433 Elmwood Park  
Davis, Freddie  
Dvorak, J. Edward  
1538 Chicago  
Guthrie, Daryl J.
- Indiana**  
0194 Elkhart  
Holbrook, Robert L.  
0298 Garrett  
Babbitt, Bruce A.  
Hartman, Richard H.  
Marti, David A.  
Schwab, Richard D.  
0490 Princeton  
Harrington, Jack R.  
1282 Peru  
Prior, James O.  
1381 Hammond  
Wagner, Raymond G.  
1399 Terre Haute  
Harness, Dennis M.
- Iowa**  
0017 Marshalltown  
Bacon, Harold E.  
Hall, Jesse R.  
Kerr, Keith K.  
0199 Creston  
Goodrich, Randal M.  
0316 Clinton  
Hayes, Joseph A.  
0329 Boone  
Duffy, Richard K.  
McGuire, Richard W.  
Passet, Joseph R.  
Reedy, Michael J.  
Schafer, Dean A.  
0493 Waterloo  
Cunningham, Patrick D.  
0643 Fort Madison  
Denning, Gregory R.  
Muth, John E.  
0646 Council Bluffs  
Bartlett, Elwood C.  
Price Jr, William R.
- Kansas**  
0464 Arkansas City  
Oestmann, Duane L.  
0477 Newton  
Bailey, Joseph G.  
Ewy, Harold L.  
Garver, Dale K.  
Stevenson, Robert H.  
Sturgeon, Patrick B.  
Wiemerslage, Mike T.  
0495 Salina  
Mixer, Terrance E.  
0533 Osawatomie  
Crowl, James C.  
0804 Hoisington  
Hight, Lyle W.  
1409 Kansas City  
Draskovich, Richard M.  
Hazlett, Dean L.  
1503 Marysville  
Holsapple Jr., Glenn T.  
1532 Kansas City  
Ferguson Jr., Howard H.  
Schlosser, Donald D.
- Kentucky**  
0630 Ashland  
Rosebrook, Paul M.  
1190 Ludlow  
Baird, Jimmy R.  
1310 Loyall  
Rees, Ray W.  
1315 Covington  
Sullivan, James P.  
1377 Covington  
Boling, Charles L.  
Ramsey, Ralph L.  
Vogel, Edward F.
- Louisiana**  
0474 Lafayette  
Pontiff, Horace J.  
0976 Shreveport  
Hadwin, Richard V.  
Haughton, Marshall R.  
1458 DeQuincy  
Brown, W. Tracey  
1501 Baton Rouge  
Bradley, Aaron G.  
Corzine Jr, Marvin E.  
\*Cutrer Jr., W.W.  
Devall, Thomas W.  
Marcantel, Thomas  
Meadows Jr., James D.  
Salter Jr., Weyman L.  
Whiting, Thomas E.  
1836 New Orleans  
Boudreaux, Tyrone G.
- Maryland**  
0454 Baltimore  
Tobash, Richard E.  
0600 Cumberland  
Kasecamp, Lawrence E.  
1470 Edmonston  
Brooks, David A.  
1881 Baltimore  
McBee, Carroll E.  
1949 Baltimore  
Arthur, Robert C.  
Kratz, Ronald C.
- Massachusetts**  
1473 Boston  
Casey, George T.  
Maloof, Michael G.
- Michigan**  
0072 Battle Creek  
Henry, John R.  
Johnson, Richard W.  
Mathey, Gregory A.  
0313 Grand Rapids  
Boruta II, Herman J.  
0683 Detroit  
\*Courvoiser, Robert A.  
0927 Detroit  
Swarbrick, Donald G.  
1709 Pontiac  
Planck, Bennett H.  
1760 Detroit  
Reling, Edward O.
- Minnesota**  
0650 Minneapolis  
Bauch, Paul H.  
0911 Minneapolis  
Baker, Dennis E.  
Colgan, Daniel T.  
Croes Jr., Fred J.  
Marsh, Bruce A.  
Roberts, Christopher O.  
Zilge, Terrance L.  
1000 Minneapolis  
Begnaud, Blake P.  
Joyce Jr., George G.  
Lyman, Thomas L.  
Scott, Daniel H.  
Toughill, John K.  
1067 Virginia  
Bergquist, Kim B.  
Busker, James J.  
Kobe, Edward G.  
Rask, James R.
- Mississippi**  
1088 Jackson  
Batton, Jerry L.  
Fowler, Abe N.
- Missouri**  
0259 St. Joseph  
Anderson, Charles M.  
Dietderich, Chester L.
- Loehnig Jr., Richard K.  
Lyford, Harold C.  
Stafford, Bruce O.  
0303 Springfield  
Kerley, Robert D.  
Vahldick, Carl M.  
0349 Kansas City  
O'Donnell, Paul R.  
0933 Jefferson City  
Sullivan Jr., John L.  
1403 Kansas City  
Bounds, David C.  
Ginther, Robert W.  
Kinne, Andrew L.  
Moore, Michael J.  
Ogletree Jr., George R.  
Stout, Virgil T.  
1646 N. Kansas City  
\*Sloan, George F.  
1780 Kansas City  
Davidson Jr., Harold E.
- Montana**  
0486 Glendive  
Locke, Clifford L.  
Meyers, Terrance B.  
0544 Havre  
Goggins, Timothy H.  
Quinn, Michael D.  
0730 Great Falls  
Berrum, Thomas R.  
Corrigan, Robert K.  
0891 Whitefish  
Stubblefield, James E.  
1840 Glasgow  
Buchheit, Lawrence R.  
Daggett, Michael C.  
Garten, Charles L.  
Hartsock, Gene O.  
Hartsock, Kevin R.  
Nelson, Marc A.
- Nebraska**  
0007 North Platte  
Merklin, Richard H.  
0200 North Platte  
Austin, Steven W.  
Rosenthal, Jeffrey C.  
0257 Morrill  
Ott, Patrick S.  
Platt, William J.  
Stedman, Steven  
Szamkowski, Henry  
Vonwald, Shawn D.  
Wyse, Shawn A.  
0286 North Platte  
Fitzpatrick, Paul V.  
Hasenauer, John R.  
Hinde Sr., Timothy M.  
Mohr, Randall L.  
Moore, Albert L.  
Reimers, James E.  
Sigler, Terry E.  
Smith, William F.  
Weitzel, Rodney D.  
Yanken, Lyle E.  
0305 Lincoln  
Bogenreif, Billy E.  
Calhoon, Charles E.  
Dance, Bryan D.  
Hamilton, John D.  
\*Layton, Harlan D.  
VanCleaf, John D.  
0367 Omaha  
Harrison, Michael E.  
0626 McCook  
Frank, Douglas L.  
Hamilton Jr., James L.  
Hester, Richard A.  
0872 Omaha  
Borgeson, Robert A.  
0934 Alliance  
Lloyd, Richard V.
- Nevada**  
1043 Sparks  
Busch, Leon F.  
1117 Las Vegas  
Melchor, Joe L.
- New Jersey**  
1390 Trenton  
Suozzo, Albert L.
- New Mexico**  
0342 Raton  
Lucero, Frank  
1168 Clovis  
Huguley, Ricke C.  
Wilson, Stanley E.  
1687 Belen  
Elkins, Gary L.  
Swope, Glen C.
- New York**  
0077 New York  
Fischbeck, Lloyd J.  
1582 Albany  
Cribbs III, James C.  
Kucienski, Robert W.  
1908 Buffalo  
Weber, Gertraud K.
- North Carolina**  
0782 Asheville  
Baldwin, Michael D.  
Brooks, Charles N.  
Wallace, Robert D.  
0783 Spencer  
Honeycutt Jr., Paul L.  
Oliphant Sr., Steven B.  
Shoaf, Joseph S.  
1011 Hamlet  
Carlisle, Robert E.  
Coward, Louis H.  
Dunson Jr., James H.  
McSwain, Thomas F.  
Napier, Donald L.  
Smith, Henry R.  
Toney Jr., James E.  
1129 Raleigh  
Booth III, Sterling R.  
McDonald, Dalton P.  
Pipkin, Nathan E.  
Westbrook Jr., Richard H.  
Williams, Don  
1166 Charlotte  
Holit, David L.
- North Dakota**  
0980 Enderlin  
Chesley, Joseph D.  
1059 Minot  
Allard, Donald L.  
Kraft, Patrick P.  
Laumb, Thomas D.  
Schoenwald, Larry W.  
1344 Mandan  
Berndt, Ronald D.  
Spanjer, Larry A.  
Zastoupil, James L.
- Ohio**  
0145 Columbus  
Fetherolf, Glenn R.  
0225 Bellevue  
Gardner, Stuart W.  
Strunk Jr., Delbert G.  
1376 Columbus  
Boer, John H.  
1391 Lorain  
Sutter, Dean E.  
1517 Cincinnati  
Reed, John T.  
1816 Toledo  
Parks, Dennis D.  
Shiple, Jerome F.  
1962 Toledo  
Cumby, James R.  
Otten, David W.
- Oklahoma**  
0894 Tulsa  
Bookout, Charles F.  
1188 Oklahoma City  
Nugen, James L.
- Oregon**  
0283 Portland  
Pearson, Robert G.  
0471 Eugene  
Troutman, Doyle M.  
0473 La Grande  
Ashley, Allen D.  
Hanson, Delmer E.  
Pratt, Kenneth G.  
Thielen, David J.  
1574 Portland  
Newman, Jan P.  
1794 Eugene  
Henderson, J.A.
- Pennsylvania**  
0150 Carnegie  
\*Sludden, Charles J.  
0215 Harrisburg  
Holland Jr., Jack  
0386 Reading  
\*Morin, Louis A.  
0816 Harrisburg  
Potteiger Jr., Samuel E.  
0838 Philadelphia  
Iannone, Costantino A.  
Yura, Charles M.  
0997 Enola  
Stephens Jr., James E.  
1374 New Castle  
Morley, Robert M.  
1379 Pittsburgh  
Iannone Jr., Michael  
1628 Pittsburgh  
Thorne, Thomas F.
- South Carolina**  
0793 Columbia  
Creech, William G.
- South Dakota**  
0064 Huron  
Hilligoss Sr., David R.  
Nelson, Russell  
Schinderling, Mahlon C.  
0375 Edgemont  
Davids, Vaughn R.
- Tennessee**  
0339 Jackson  
Barnes, John D.  
0459 Chattanooga  
Jones, James L.  
0750 Knoxville  
Barbee, Jack R.  
Eastridge, William H.  
Emert, Paul E.  
Halliburton, Jay A.  
0974 Nashville  
Chappell, James D.  
Elliott, Randal J.  
1301 Knoxville  
Grooms, Lawrence W.  
1314 Etowah  
Guy Sr., Joe D.  
1346 Nashville  
Webb, Billy S.
- Texas**  
0009 Slaton  
Choate, Robert R.  
0018 El Paso  
Fenter, Carl O.  
Werner, James D.  
0020 Beaumont  
Martin, Robert G.  
Rossi, Robert J.  
0083 Houston  
Noblitt, James A.  
Truley, Lester E.

# DIAMOND CLUB



0110 Laredo  
Garza Jr., Juan  
0243 Fort Worth  
Griffin, Cloyce J.  
Rudel, Sammy B.  
0293 Houston  
Bice, Gary M.  
Hakey, David L.  
Johnson, Ernest E.  
Onstott, George C.  
Seales, James E.  
0331 Temple  
Miller, Robert E.  
Thompson, Gary W.  
0439 Tyler  
England, James L.  
0489 San Antonio  
Weaver Jr., Harold E.  
0508 Smithville  
Saunders, Gary C.  
Saunders, John A.  
0513 Gainesville  
Ellis, Teddy M.  
Greene, Herman D.  
0524 Palestine  
Parsons, Hayden E.  
Wilbanks, Larry R.  
0564 Cleburne  
Hauk, Bobby D.  
Ivy, Joe D.  
0569 Ennis  
Percival, William P.  
Pool, Joe V.  
0594 Mineola  
Harmon II, Charles C.  
Humphreys, Alvin R.  
Stevenson, Billy W.  
0756 San Antonio  
Huff, Rodney C.  
0818 Fort Worth  
Flanigan, Frank D.  
0821 Del Rio  
Crawford, Carl Lloyd

0823 Big Spring  
Barker, Jerry O.  
0923 Dalhart  
Hamilton, James R.  
Kelso, Jack E.  
Kelso, James L.  
Kennon, Carlton N.  
Rigg, Howard A.  
0937 Mart  
Thomas, Jerry G.  
0940 Wichita Falls  
Pepper, Allen D.  
1092 Teague  
McAlpine, Robert L.  
Sartor, Terry O.  
1313 Amarillo  
Condran, Terry E.  
Harris, Richard A.  
1524 Houston  
Holman, Kenneth E.  
1892 Houston  
Cates, Melvin E.  
Forisha, James D.  
Garcia, Ismael  
Hataway, Robert N.  
Kruse, Dan J.  
Rodriguez, Valentine S.  
1918 El Paso  
Cushing Jr., Robert

Utah  
0166 Salt Lake City  
Seegmiller, F. Jay  
0238 Ogden  
Pruett, Keith R.  
1366 Salt Lake City  
Callaway, Paul J.  
Spear, John K.  
Tester, Marvin D.

Virginia  
0363 Roanoke  
Nance, Garry R.


0559 Roanoke  
Moore, Percy E.  
0629 Roanoke  
Leedy, Mason G.  
0924 Richmond  
Chapman III, James A.  
0971 Crewe  
Yeatts, Walter W.  
Washington  
0117 Vancouver  
Dreisbach Jr., Kenneth A.  
Thompson, Gregory W.  
0324 Seattle  
Feeney, Donald L.  
Rookard, John R.  
Zook, Joseph M.  
0426 Spokane  
Montanye, Terry J.  
Ross, Larry D.  
0845 Seattle  
Smith, Bruce J.  
0977 Pasco  
Patzke, James L.  
Sanderson, Andrew J.  
1348 Centralia  
Retterath, Thomas R.  
1468 Walla Walla  
McKillip, Larry D.

West Virginia  
1172 Mullens  
King Jr., Luther P.  
1869 Williamson  
Williamson, George C.

Wisconsin  
0281 Milwaukee  
Bartels, Terry D.  
Bassett, Charles W.  
Beetschen, Barry P.  
Charland Jr., Lucien A.  
Kositzky, Dana M.  
Morris, Timothy J.  
Schultz, Walter D.

0311 La Crosse  
Bartel, Joseph N.  
Blank, Thomas R.  
Carlson, Paul V.  
Fuchs Jr., Carl J.  
Haggerty, Jeffrey P.  
Moen, Richard E.  
Moser, Donald H.  
Nelson, James E.  
Rowe, Norman K.  
Skaalerud, Lawrence A.  
Watson II, Ralph H.  
Woods, Ricky W.  
0312 Madison  
Asselin, Mark T.  
Dix, Allen C.  
0322 Milwaukee  
Brown, Dennis R.  
Duris, Jeffrey L.  
Haack, David R.  
0590 Portage  
Finzel, Jon C.  
Nelson, James H.  
0832 Superior  
Banks, Peter  
Hilborn, Wallace R.

Wyoming  
0446 Cheyenne  
Kenny, Timothy D.  
0465 Gillette  
Baumfalk, Daniel W.  
Bennett, Susanna T.  
Montgomery, Billy  
Roberts, Leonard L.  
Stufflebean, Mike  
0866 Rawlins  
Whitfield, Vernon S.D.  
0951 Sheridan  
Swisher, Rodney L.  
1280 Casper  
Hitchcock, Robb D.  
Schoolcraft, Paul W.  
1857 Green River  
Barney, Karl R.



## T P E L M o n t h l y H o n o r R o l l

Individuals who have begun contributing to TPEL or increased their donations to \$100 or more per year within the last month.

Name	Local	City	Name	Local	City	Name	Local	City
<b>DOLLAR-A-DAY CLUB (\$365 OR MORE PER YEAR)</b>			Kuenning, Travis D.	200	North Platte, NE	Kucera Jr., George B.	486	Glendive, MT
Payne, Frederick E.	1241	Richmond, CA	Laubscher, Randall S.	200	North Platte, NE	Sebright, James D.	564	Cleburne, TX
Thompson, David A.	1626	Anchorage, AK	Machacek, David E.	200	North Platte, NE	Turner, Michael E.	629	Roanoke, VA
<b>DIAMOND CLUB (\$300 OR MORE PER YEAR)</b>			McMillan, John S.	200	North Platte, NE	Schroeder, Jeffrey E.	646	Council Bluffs, IA
Bravo, Steven J.	259	St. Joseph, MO	McNulty, Michael B.	200	North Platte, NE	Collins, Michael	811	San Bernardino, CA
Woodruff, Lyle G.	1910	Macon, GA	Merrill, Ty J.	200	North Platte, NE	Sanchez, Cesar H.	811	San Bernardino, CA
<b>GOLD CLUB (\$100 OR MORE PER YEAR)</b>			Mlady, Jennifer	200	North Platte, NE	*Jones, Glenn W.	856	Houlton, ME
Lingane, Jeremiah	3	Jacksonville, FL	Osborn, Craig	200	North Platte, NE	*Lockwood, Charles F.	891	Whitefish, MT
Powers, Neal J.	60	Newark, NJ	Otzel, Gregory M.	200	North Platte, NE	Schwanz, Randy C.	891	Whitefish, MT
*Purnell, Thomas F.	150	Carnegie, PA	Peterson, Terry D.	200	North Platte, NE	*Garrett, John B.	933	Jefferson City, MO
*Sludden, Charles J.	150	Carnegie, PA	Petray, Damon W.	200	North Platte, NE	*Ritz, John E.	1074	Freeport, PA
*Weyhe, John J.	168	Chicago, IL	Reed, Christopher A.	200	North Platte, NE	Bay, Glenn E.	1081	Glendale, AZ
Browning, Stephen D.	185	Brookfield, MO	Sherich, Kelly W.	200	North Platte, NE	Browning, Ralph E.	1216	Kansas City, MO
Barner, Jeffrey D.	200	North Platte, NE	Short III, Richard T.	200	North Platte, NE	Ruskamp, Stephen J.	1216	Kansas City, MO
Bowman, Jon J.	200	North Platte, NE	Smith, John C.	200	North Platte, NE	Morin Sr., Moses R.	1313	Amarillo, TX
Browning, Michael W.	200	North Platte, NE	Solie, Anthony E.	200	North Platte, NE	Rend, Frank F.	1379	Pittsburgh, PA
Cahill Jr., Gerald E.	200	North Platte, NE	Stadler, Lisa	200	North Platte, NE	Charland, William L.	1382	Milwaukee, WI
Cameron, Sean	200	North Platte, NE	Stone, Ted R.	200	North Platte, NE	Calvert, Nathan L.	1388	St. Louis, MO
Condon, Patrick R.	200	North Platte, NE	Wallace, Ronald J.	200	North Platte, NE	Cooper, Charles N.	1399	Terre Haute, IN
Coon, Terry L.	200	North Platte, NE	Waring, Greg J.	200	North Platte, NE	Bartels, Frederick	1445	Elizabeth, NJ
Dillenburg, Brad N.	200	North Platte, NE	Wilcoxson, Thomas E.	200	North Platte, NE	Willis III, Joseph	1517	Cincinnati, OH
Fageol, Mark D.	200	North Platte, NE	Young, Brendan G.	200	North Platte, NE	Orred Jr., Burton H.	1614	St. Paul, MN
Fletcher, Ricky L.	200	North Platte, NE	Zahnaw, Dwight R.	200	North Platte, NE	Welsh, Steve W.	1626	Anchorage, AK
Gager, Todd W.	200	North Platte, NE	Saunders, Patrick R.	225	Bellevue, OH	*Drake, John W.	1730	Richmond, CA
Goodenberger, R.G.	200	North Platte, NE	Pasch, Ronald D.	233	Aberdeen, SD	Hansen, Tim T.	1895	Chicago, IL
Hatch Jr., Edmund A.	200	North Platte, NE	Bond, Robert H.	239	Oakland, CA	Villarreal, Robert D.	1933	Washington, DC
Hoerstkamp, Troy K.	200	North Platte, NE	Shawver II, Alvin E.	240	Los Angeles, CA			
Johnson, Gregory	200	North Platte, NE	Stemper, Gregory J.	257	Morrill, NE			
			Foster, James G.	281	Milwaukee, WI			
			Pasowicz, Lori A.	281	Milwaukee, WI			

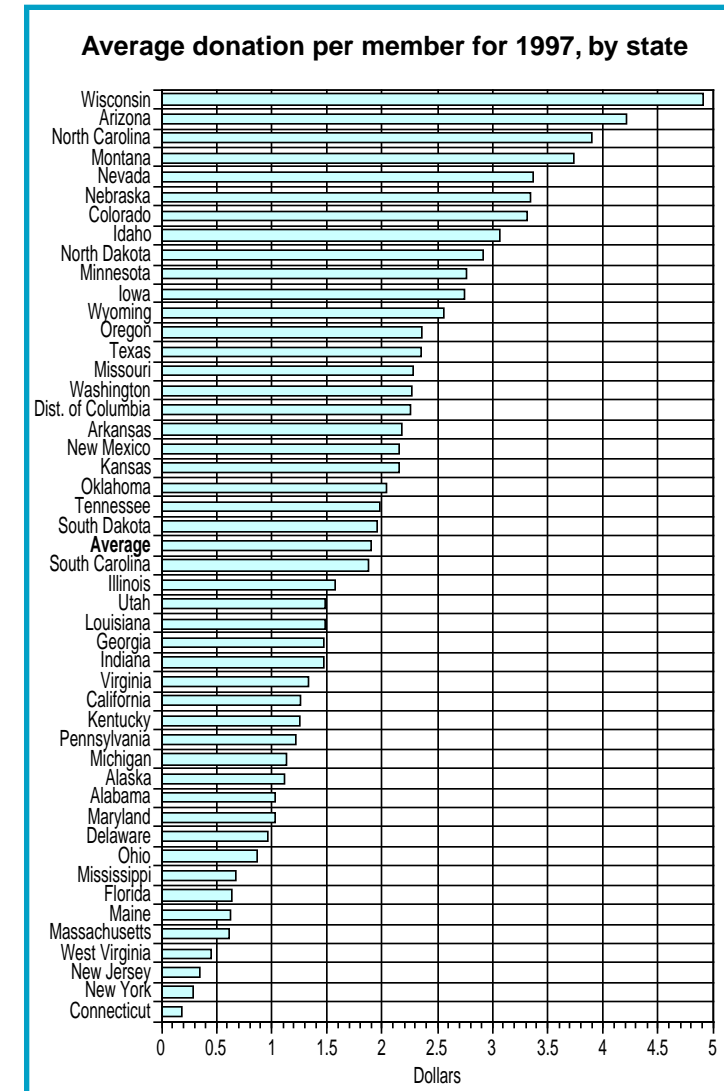
\* = Retired Member



# How do the TPEL contributions in your UTU local compare?

Here is a list showing the average Transportation Political Education League (TPEL) contribution per member per local per year for the year 1997, based on contributions received from active, dues-paying members (no members on E-49 status are included). State averages are total contributions divided by total active members in the state. Want to help raise your local's average? See your local legislative representative, who can explain why a TPEL donation is your best investment in the future.

State	Local	Contribution	State Average
Alabama	0598 Mobile	.68	1.03
	0622 Birmingham	3.78	
	0762 Montgomery	.62	
	0772 Sheffield	.27	
	0847 Birmingham	.29	
	1053 Selma	.93	
	1291 Birmingham	2.81	
	1887 Fairfield	.55	
	1912 Mobile	1.19	
	1972 Birmingham	.84	
Alaska	1626 Anchorage	1.16	1.12
	0771 Needles	1.76	
	0811 San Bernardino	2.56	
	0835 Bakersfield	2.03	
	1200 Portola	.76	
	1201 Stockton	3.36	
	1241 Richmond	1.64	
	1252 Fresno	1.76	
	1336 Santa Fe Spgs.	2.38	
	1422 Los Angeles	1.34	
Arizona	0113 Winslow	2.89	4.22
	0151 Winslow	1.80	
	0807 Tucson	6.66	
	1081 Glendale	3.10	
	1559 Yuma	8.04	
	1629 Phoenix	7.60	
	1800 Tucson	2.37	
	0221 N. Little Roc	2.10	
	0462 Pine Bluff	2.49	
	0507 Van Buren	1.55	
Arkansas	0656 N. Little Roc	2.70	2.18
	0733 DeQueen	1.15	
	0950 W. Memphis	2.60	
	0221 N. Little Roc	2.10	
	0462 Pine Bluff	2.49	
	0507 Van Buren	1.55	
	0656 N. Little Roc	2.70	
	0733 DeQueen	1.15	
	0950 W. Memphis	2.60	
	1741 San Francisco	.16	



0258 Savanna	.11
0432 Champaign-Urbana	3.47
0445 Niota	4.02
0453 Clinton	1.70
0469 Madison	1.02
0528 Chicago	1.07
0565 Centralia	2.87
0577 Northlake	1.64
0597 Des Plaines	1.78
0620 Chicago	1.03
0653 Blue Island	2.73
0740 Joliet	.05
0768 Decatur	.31
0979 Salem	.47
1003 Kankakee	2.21
1083 Villa Grove	.39
1253 South Pekin	.39
1258 Elgin	3.24
1290 Chicago	4.31
1299 Chicago	.64
1358 Danville	2.50
1402 Dupu	.49
1421 Franklin Park	8.10
1423 Galesburg	1.02
1433 Elmwood Park	2.37
1494 Chicago	.52
1525 Carbondale	1.15
1534 Chicago	1.90
1538 Chicago	2.72
1550 Chicago	.25
1597 Chicago	.45
1883 Riverdale	1.85
1895 Chicago	1.14
1929 East St. Louis	1.44
1973 Chicago	1.02
State Average	1.58
<b>Indiana</b>	
0006 Indianapolis	1.30
0194 Elkhart	2.85
0206 Peru	.82
0227 Huntington	.43
0298 Garrett	5.74
0333 North Vernon	1.35
0383 New Albany	.99
0425 Indianapolis	.44
0490 Princeton	5.74
0724 Fort Wayne	.58
0744 Frankfort	1.61
0904 Evansville	.48
1186 Gary	1.42
1202 Fort Wayne	.56
1282 Peru	4.27
1381 Hammond	1.65
1383 Gary	.08
1399 Terre Haute	1.00
1518 Indianapolis	.80
1526 Michigan City	.82
1548 Indianapolis	.33
1620 Elkhart	1.97
1663 Indianapolis	.35
State Average	1.47
<b>Iowa</b>	
0017 Marshalltown	8.22
0174 Mason City	2.19
0199 Creston	2.50
0228 Cedar Rapids	3.38
0306 Eagle Grove	3.63
0316 Clinton	2.52
0329 Boone	2.52
0418 Sioux City	1.87
0493 Waterloo	1.29
0643 Fort Madison	2.84
0646 Council Bluffs	3.61
0867 Des Moines	2.49
State Average	2.75
<b>Kansas</b>	
0044 Phillipsburg	.10
0094 Kansas City	2.19
0412 Kansas City	1.52
0464 Arkansas City	3.53
0477 Newton	1.76
0495 Salina	1.95
0506 Herington	.27
0527 Coffeyville	3.27
0533 Osawatomie	1.64
0707 Marysville	4.05
0763 Pittsburg	.14
0774 Atchison	.73
0794 Wellington	2.61
0804 Hoisington	1.76

Local	Location	Donation	Legislative Rep.
1129	Raleigh, N.C.	\$9.51	Richard H. Westbrook Jr.
0945	LaJunta, Col.	8.86	Patrick M. Engebrecht
0083	Houston, Tex.	8.37	Robert I. Garrette
1780	Kansas City, Mo.	8.35	Harold E. Davidson Jr.
0017	Marshalltown, Iowa	8.22	William D. Backoff
1105	Wilmington, N.C.	8.10	William H. Fisher Jr.
1421	Franklin Park, Ill.	8.10	Gary F. Babiarz
0626	McCook, Neb.	8.07	Randy J. Pettera
1559	Yuma, Ariz.	8.04	David W. Shearer
1067	Virginia, Minn.	7.98	James J. Busker

1126 Pratt	1.09
1227 Wichita	.43
1409 Kansas City	2.60
1503 Marysville	4.63
1532 Kansas City	3.43
State Average	2.16
<b>Kentucky</b>	
0376 Louisville	1.64
0573 Danville	.53
0630 Ashland	.96
0785 Paducah	.62
1190 Ludlow	1.23
1310 Loyal	1.34
1315 Covington	1.58
1316 Ravenna	1.74
1328 Louisville	.92
1353 Covington	1.22
1377 Covington	3.42
1389 Russell	.36
1567 Corbin	.54
1963 Louisville	.33
1760 Detroit	1.16
1761 Saginaw	1.96
1762 Flint	.62
1765 Grand Rapids	.85
State Average	1.14
<b>Louisiana</b>	
0659 Leesville	2.06
0781 Shreveport	.59
0908 Alexandria	.83
0976 Shreveport	1.57
1066 New Orleans	.08
1337 New Orleans	.72
1458 DeQuincy	.63
1501 Baton Rouge	4.70
1545 Monroe	1.01
1678 Minden	1.44
1836 New Orleans	3.30
1947 Lake Charles	.28
State Average	1.49
<b>Maine</b>	
0663 Bangor	.02
0752 Brownville Jct	.07
0856 Houlton	.47
1400 South Portland	1.85
State Average	.63
<b>Maryland</b>	
0430 Cumberland	.62
0454 Baltimore	.99
0600 Cumberland	1.00
0610 Baltimore	1.61
0631 Brunswick	.70
0633 Hagerstown	.16
1470 Edmonston	2.01
1591 Baltimore	.94
1852 Cumberland	.41
1881 Baltimore	3.52
1949 Baltimore	.27
State Average	1.03
<b>Massachusetts</b>	
0254 Fitchburg	.22
0262 Boston	1.88
0352 West Springfield	.40
0587 Greenfield	.62

1403 Kansas City	2.76
1405 St. Louis	2.82
1435 Kansas City	3.11
1646 North Kansas City	.67
1780 Kansas City	8.35
1823 St. Louis	1.82
1975 Kansas City	.52
State Average	2.28
<b>Montana</b>	
0486 Glendive	2.05
0544 Havre	3.36
0730 Great Falls	3.81
0891 Whitefish	5.01
1840 Glasgow	5.68
State Average	3.74
<b>Nebraska</b>	
0007 North Platte	2.36
0200 North Platte	3.73
0257 Morrill	3.13
0286 North Platte	6.30
0305 Lincoln	3.47
0367 Omaha	4.16
0626 McCook	8.07
0627 Wymore	5.08
0872 Omaha	2.28
0934 Alliance	1.01
0962 Alliance	1.90
State Average	3.35
<b>Nevada</b>	
0105 Las Vegas	.00
1043 Sparks	3.33
1117 Las Vegas	3.42
1775 Elko	3.67
State Average	3.37
<b>New Jersey</b>	
0072 Paterson	.20
0060 Newark	.07
0419 Camden	2.68
0759 Newark	.44
0800 Jersey City	.66
1390 Trenton	.99
1413 Jersey City	.07
1709 Pontiac	1.74
1445 Elizabeth	.16
1447 Newark	.16
1558 Bergenfield	.14
1589 New Brunswick	.00
1707 Ashtabula	.38
1724 Youngstown	.11
1748 Cleveland	.28
1816 Toledo	2.19
1917 Cincinnati	.39
1928 Toledo	.29
1948 Youngstown	.25
1962 Toledo	.29
State Average	.87
<b>New Mexico</b>	
0342 Raton	1.24
1168 Clovis	3.34
1687 Belen	1.82
1745 Albuquerque	.20
State Average	2.16
<b>New York</b>	
0001 Buffalo	1.36
0029 Babylon	.22
0077 New York	.83
0095 Rensselaer	.31
0211 Binghamton	.65
0212 Albany	.49
0256 Watervliet	.99
0292 East Syracuse	.23
0318 Hornell	.88
0377 Salamanca	.02
0385 Croton On Hudson	.20
0394 Albany	.29
0645 Babylon	.04
0722 Babylon	.00
0982 Rochester	.83
1007 Syracuse	.77
1370 New York	.39
1393 East Buffalo	.27
1440 Staten Island	.07
1491 Port Jervis	1.07
1566 Buffalo	.02
1572 Buffalo	.12
1582 Albany	.55
1831 Babylon	.03
1908 Buffalo	.11
1951 Albany	.01
1978 New York	.00
State Average	.29
<b>North Carolina</b>	
0782 Asheville	4.01
0783 Spencer	3.57
1011 Hamlet	4.70
1021 Greensboro	3.43

810 Harrisburg	8.10
1106 Rocky Mount	2.47
1129 Raleigh	9.51
1166 Charlotte	3.66
1715 Charlotte	1.29
State Average	3.91
<b>North Dakota</b>	
0525 Grand Forks	1.31
0980 Enderlin	3.16
1059 Minot	3.44
1137 Fargo	2.42
1344 Mandan	4.15
State Average	2.92
<b>Ohio</b>	
0002 Toledo	.78
0027 Cleveland	.23
0074 Marion	2.92
0102 Toledo	4.84
0137 Cleveland	1.76
0305 Lima	1.88
0145 Columbus	2.17
0225 Bellevue	.62
0284 Cleveland	.45
0872 Cleveland	.93
0404 Newark	1.45
0404 Newark	.46
0440 Sharonville	.15
0496 Portsmouth	.22
0586 Willard	.44
0601 Crestline	.51
0693 Brewster	1.96
0792 Cleveland	.50
0860 Middleport	.91
0881 Montpelier	1.26
0890 Toledo	.81
0991 Steubenville	.20
1365 Youngstown	.05
1369 Canton	.95
1376 Columbus	1.33
1391 Lorain	5.47
1397 Columbus	.47
1517 Cincinnati	.91
1529 Walbridge	.49
1549 Springfield	2.78
1634 Columbus	.91
1638 Cleveland	1.04
1661 Cleveland	.13
1707 Ashtabula	.38
1724 Youngstown	.11
1748 Cleveland	.28
1816 Toledo	2.19
1917 Cincinnati	.39
1928 Toledo	.29
1948 Youngstown	.25
1962 Toledo	.29
State Average	.87
<b>Oklahoma</b>	
0770 Heavener	1.36
0894 Tulsa	.99
1016 Enid	1.63
1042 Oklahoma City	3.99
1188 Oklahoma City	3.74
1289 Tulsa	1.29
State Average	2.04
<b>Oregon</b>	
0283 Portland	2.27
0471 Eugene	4.47
0473 LaGrande	3.10
1238 Portland	.66
1573 Klamath Falls	3.87
1574 Portland	1.76
1794 Eugene	3.60
1841 Klamath Falls	2.67
State Average	2.36
<b>Pennsylvania</b>	
0061 Philadelphia	.23
0150 Carnegie	3.48
0175 Harrisburg	1.31
0291 Meadville	.19
0300 Philadelphia	2.12
0309 Altoona	.55
0340 Connellsville	.38
0386 Reading	.96
0498 Allentown	.68
0596 Albion	.26
0602 Williamsport	.46
0632 Altoona	.47
0816 Harrisburg	1.75

1918 El Paso	.55
1957 Silsbee	.88
1974 Ft Worth	.55
State Average	2.35
<b>Utah</b>	
0166 Salt Lake City	2.05
0238 Ogden	1.15
1379 Pittsburgh	.02
1418 Conway	1.77
1586 Bethlehem	.34
1590 Freedom	.14
1594 Upper Darby	1.42
1628 Pittsburgh	1.96
1645 Salt Lake City	2.53
State Average	1.49
<b>Virginia</b>	
0048 Norfolk	3.17
0363 Roanoke	1.40
0559 Roanoke	2.04
0623 Clifton Forge	.34
0629 Roanoke	.95
0662 Richmond	.30
0769 Alexandria	1.71
0854 Portsmouth	1.46
0924 Richmond	1.29
0971 Crewe	2.27
1601 Appalachia	.13
1739 Richmond	.25
State Average	1.33
<b>Washington</b>	
0117 Vancouver	2.79
0324 Seattle	1.88
0426 Spokane	2.72
0556 Tacoma	2.53
0845 Seattle	4.66
0855 Spokane	2.09
0753 Memphis	.83
0974 Nashville	2.12
1162 Erwin	1.52
1301 Knoxville	2.08
1308 Bruceton/Hollow	3.01
1314 Etowah	.97
1345 Knoxville	1.65
1346 Nashville	1.40
1420 Memphis	.99
1557 Memphis	2.26
State Average	1.98
<b>West Virginia</b>	